


# Unit K4 - Musical Patterns



Keyboards in the Classroom

## Composing a piece using pentatonic patterns

The 5 black notes on the keyboard form the PENTATONIC SCALE



**PENTATONIC** - because there are 5 notes  
**SCALE** - because this means a group of notes which is played up or down.

1. Play the pentatonic scale with your partner in time to a beat.
2. On the top part of the keyboard, make up a very short tune using the pentatonic scale
3. Add a bass part using 2 or 3 notes of the pentatonic scale.
4. Change the tune and the bass part to make the piece a little more interesting. Perhaps play a tune in the bass. Change the rhythm, change the voice. Keep experimenting until you have something you are pleased with.

# UNIT K4 - Musical Patterns

# Card 2

## Playing sequences

A sequence is a pattern of notes which goes up or down in pitch each time that it is repeated. Look at these sequences. Each one has a small pattern that is repeated going up or going down. Play them.

Sequence 1

C D E D E F E F G F G A G A B A B C

Sequence 2

C E G F E D F A G F E G B A G F A C B A

Sequence 3

C D C B A B C B A G A B A G F G A G F E

Now make your own sequence going up or down.

# UNIT K4 - Musical Patterns

# Card 3

## Making sequences from given patterns

Below are 9 different patterns. Make each one into a sequence. You can make them ascend (go up) or descend (go down).

1   
C E

4   
C G F E D

7   
C D C B A G

2   
C E G

5   
C G E G C

8   
C E G F E C

3   
C D E D C C

6   
C C D E F


9   
E C E G F E

# UNIT K4 - Musical Patterns


# Card 4

## Making a piece from a walking bass pattern

A lot of jazz music uses WALKING BASS patterns like the one below.



1. Learn to play this walking bass pattern in time to a swing or big band beat.
2. Try changing the walking bass by playing the notes more than twice each.
3. Play the pattern in different octaves
4. Play the pattern going UP from A instead of going down. Like this :



5. One of you play the walking bass, while the other makes up a tune using the white notes of the keyboard starting on A

**Now use all these ideas with your partner to make a piece of music with a good beginning and a good ending.**

## Composing Minimalist music

Minimalist music uses a pattern of notes which is repeated over and over again.

This might seem very boring, so to make it interesting, minimalist composers put a very slight change in the pattern when it has been repeated about 10 times. Now, the new pattern is repeated about 10 times after which another change is put in. Eventually you will have put in so many changes that the final pattern of notes will be completely different to the one you started with.

Make up your own minimalist music like this :

1. Make up a pattern of notes using just 2 or 3 notes.
2. You could make a simple bass part to go with it.
3. Repeat the pattern 10 times
4. Put in a small change (a new rhythm, an extra note etc.)
5. When you've done this 3 or 4 times, think of an ending.

When you're happy, show your teacher.